



Assisting your patients after Penetrating Keratoplasty, Penetrating Corneal Injury and other corneal procedures

Marconus Graft Features

- User friendly fitting system simplifies the prescribing processes for patients after Post Penetrating Keratoplasty (PK), Post Penetrating Corneal Injury (PCI), with applications for Lasik and related corneal procedures.
- A wide range of base curves from 35.00 to 68.00 Dioptres, allowing for the prescribing of the flattest to the most severe PK and PCI.
- A wide variety of peripheries accommodate the various PK and PCI types.
- Comprehensive trial set with an extensive base curve range and two different peripheries.
- Spherical central optics which assist lens centration and visual acuity, even with varying lens positions.

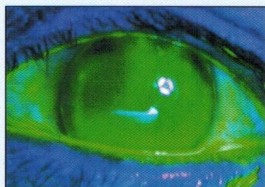
Marconus Graft Benefits

- Ease of prescribing
- Reduced chair time with a high success rate at first time fitting
- Comprehensive central and peripheral control
- Excellent centration & visual acuity
- Fast adaptation and comfort

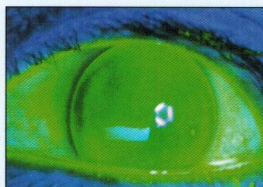
MARCONUSTM
GRAFT

MARCONUSTM GRAFT

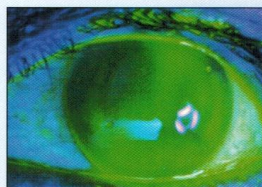
Examples of MARCONUS Graft lenses and fluorescein patterns



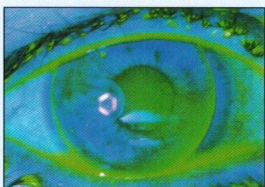
Eye 1
Marconus Graft 2 lens 43.00D Base and 10.5mm diameter shows good centration with a tight periphery.



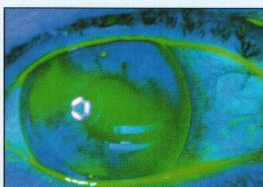
Eye 1
Marconus Graft 4 lens 43.00D base 10.5mm diameter shows good centration with a good periphery laterally, and more generous periphery superiorly.



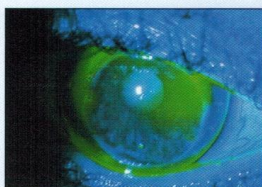
Eye 1
Marconus Graft 4 lens of 43.00D Base 12.0mm diameter shows good centration with an adequate though narrow periphery.



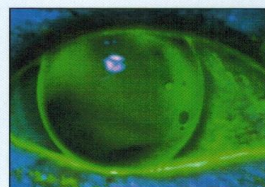
Eye 2
Marconus Graft 4 lens with 52.00D Base 10.5mm diameter shows good centration with bearing in an arc from 11.00 o'clock to 2.00 o'clock, and a smaller bearing area from 6.00 o'clock to 8.00 o'clock. The lens is proud at 4 o'clock and sits with a good periphery elsewhere.



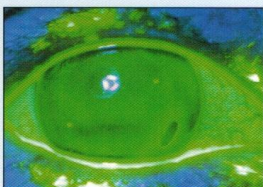
Eye 2
Marconus Graft 4 lens 52.00D base 12.0mm diameter shows good centration with more conventional bearing and peripheral relief.



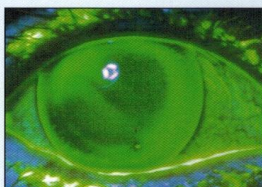
Eye 3
Marconus Graft 3 lens with 47.25D Base 12.0mm diameter used here to overcome proud decentred donor button and corneal trough at 3 o'clock.




Eye 4
Marconus Graft 4 lens with 47.50D Base 10.5mm diameter illustrates an excellent corneal relationship both centrally and at the periphery.



Eye 4
Marconus Graft 2 lens with 47.50D Base 12.0mm diameter highlights a firm periphery around the whole limbal area.



Eye 4
Marconus Graft 4 lens with 47.50D Base 12.0mm diameter illustrates a good corneal relationship centrally with an excellent periphery.



CAPRICORNIA
CONTACT LENS

Capricornia Contact Lens Pty Ltd
2/9 Cronulla Court
Slacks Creek QLD 4127
PH 61 (7) 3208 8500
FAX 61 (7) 32088506
E: info@capricorniacontactlens.com.au
W: www.capricorniacontactlens.com.au